

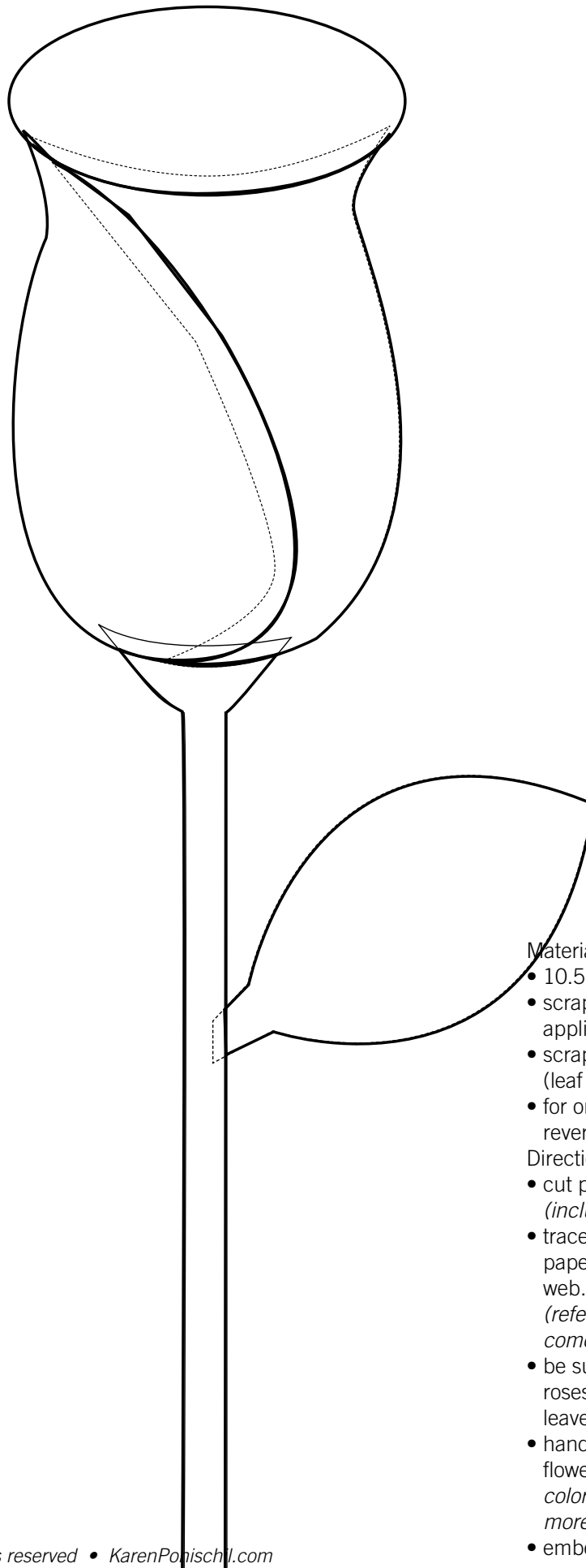


Block of the Month

August 2011



Pieces & Parts



Materials

- 10.5" x 10.5" pink/red background
- scraps of pinks & reds (flower appliqués)
- scraps of assorted green prints (leaf & stem appliqués)
- for one sided fabrics be sure to reverse pattern

Directions

- cut pink background 10.5" x 10.5" (*includes seam allowance*)
- trace flower pieces & parts on to paper side of lightweight fusible web. apply to fabric with dry iron (*refer to instruction sheet that comes with fusible web*)
- be sure to cut 2 of each for both roses and remember when cutting leaves reverse one
- hand or machine appliqué pink flower, stem and leaves (*different colored pink petals makes rose more interesting*)
- embellish as desired